


If the World Were a Village

It is important to be thoughtful about data is presented because sometimes key messages can be missed. In the book **If the World Were a Village** the world's population (6,660,000,000) is represented in the imaginary village of 100 residents so that each resident represents approximately 67 million people from the real world.

Here's an example:

In the village, there are 100 people:

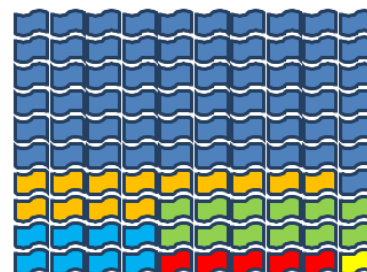



What do you think? In your opinion, which shows us the 100 people in the best way?

Here's another example:

In the village, 61 people are from Asia; 13 are from Africa; 12 are from Europe; 8 are from South America, Central America and the Caribbean; 5 are from Canada and the United States; 1 is from Oceania. How shall we represent this? This time 1 flag represents 1 person.

Asia	61
Africa	13
Europe	12
South America, Central America and the Caribbean	8
Canada and the United States	5
Oceania	1



What do you think? All of them show exactly the same information.

Which representation makes you realise that there are 100 people? Which one makes you realise that there are LOADS more people from Asia than anywhere else? Which was easiest to count? Did you notice how a flag had been used because that was linked to the topic?

Your challenge will be to decide how to represent some more of the data from the book. Here are some suggestions.

Electricity:

76 have electricity. 24 do not.

In the village, the people with electricity have between them: 42 radios, 25 televisions, 61 telephones and 15 computers.

Air and Water:

82 have access to a source of safe water either in their homes or within a short distance. 18 do not and must spend a large part of each day simply getting safe water. Most of the work of collecting water is done by women and girls.

64 have access to adequate sanitation - they have public or household sewage disposal - while 36 do not. 68 breathe clean air, while 32 breathe air that is unhealthy because of pollution.