


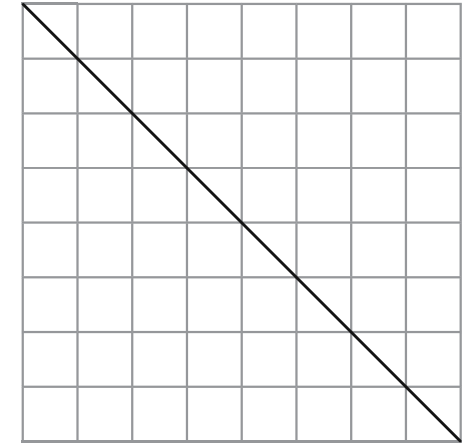
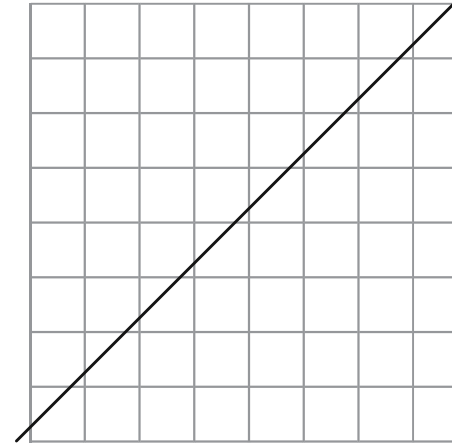
# Year 4 Maths

## Geometry: Properties of Shapes Learning from Home

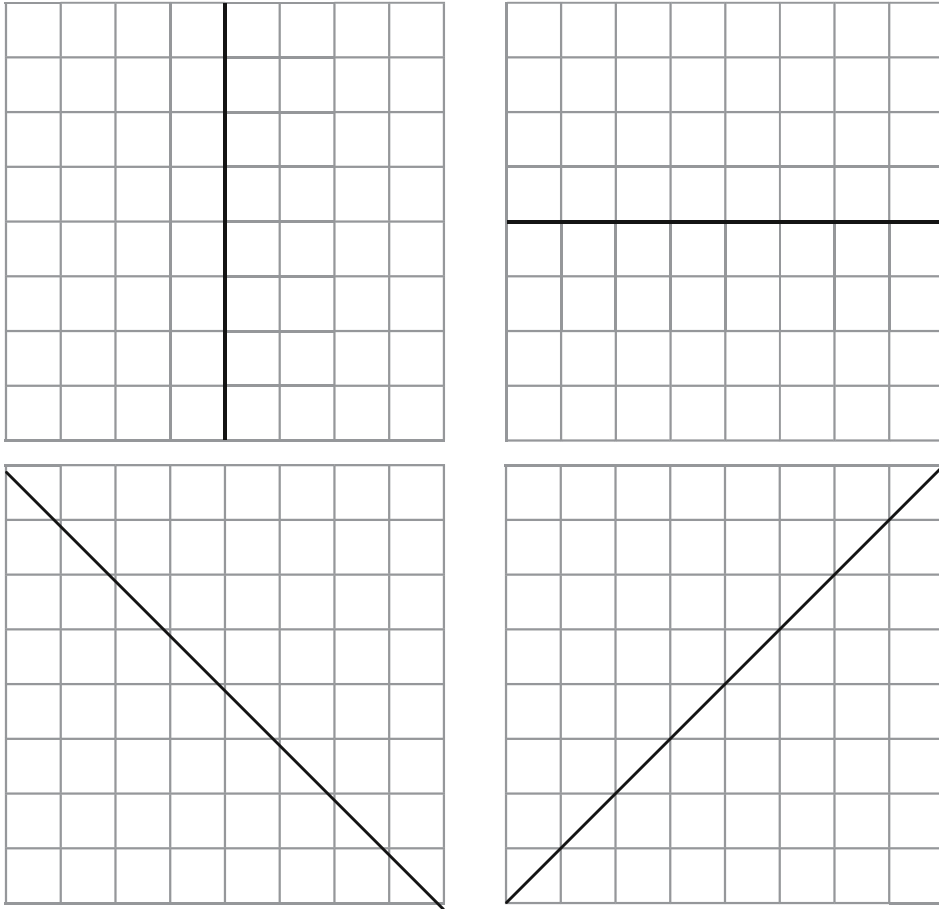


# Properties of Shapes Learning from Home

2014 Curriculum Objective	Worksheet	Page number	Notes
compare and classify geometric shapes, including quadrilaterals and triangles, based on their properties and sizes	Types of Triangles	p2 - 3	
	Sorting Quadrilaterals	p4	
identify acute and obtuse angles and compare and order angles up to 2 right angles by size	Ordering Angles	p5 - 9	
	Acute and Obtuse	p10 - 11	
identify lines of symmetry in 2D shapes presented in different orientations	Planet Symmetry	p12	
complete a simple symmetric figure with respect to a specific line of symmetry	Simple Reflection Figures	p13 - 18	

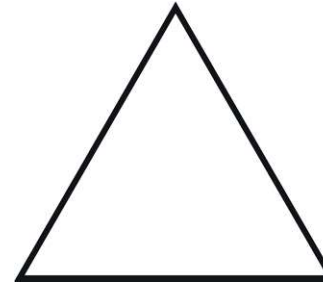


Draw your own for a partner to solve:

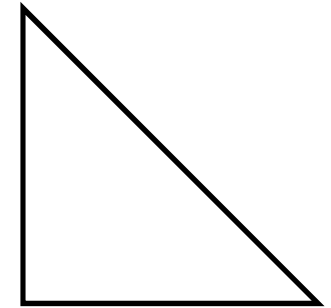


## Types of Triangles

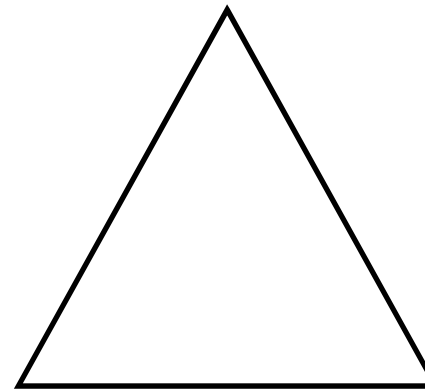
Look at the different type of triangles.



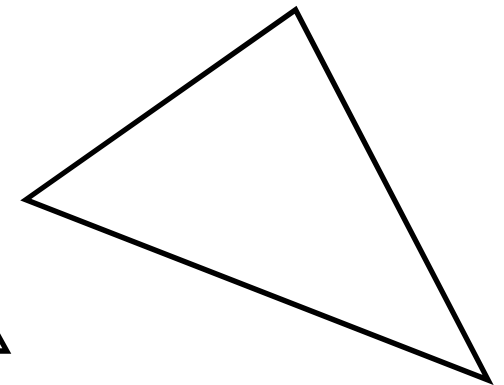
**Equilateral** - all sides equal.



**Right Angle** - has a right angle. Can also be a scalene or isosceles.



**Isosceles** - two sides equal.



**Scalene** - all sides different.

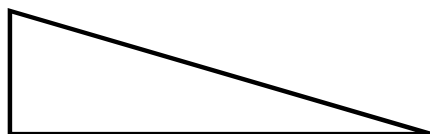
Write the type of triangle.

1.



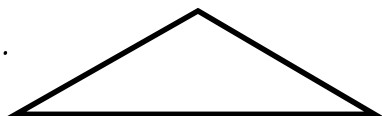
\_\_\_\_\_

5.



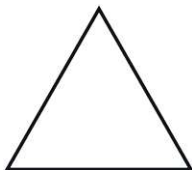
\_\_\_\_\_

2.



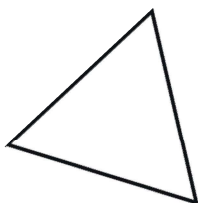
\_\_\_\_\_

6.



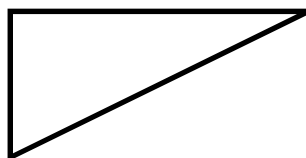
\_\_\_\_\_

3.




\_\_\_\_\_

7.



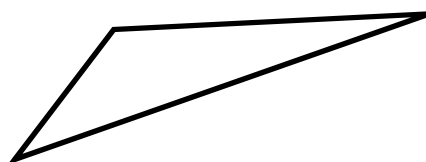
\_\_\_\_\_

4.

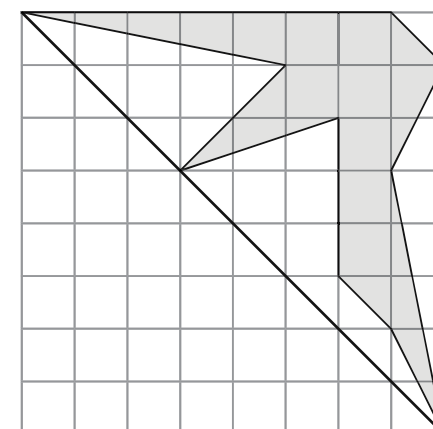
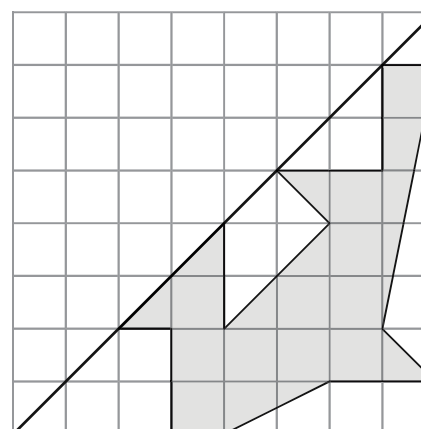
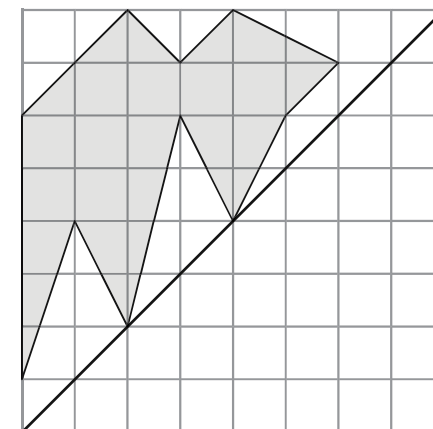
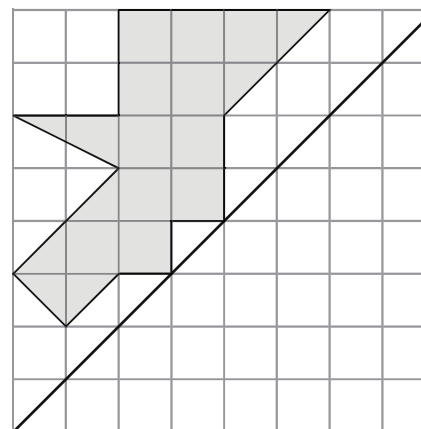
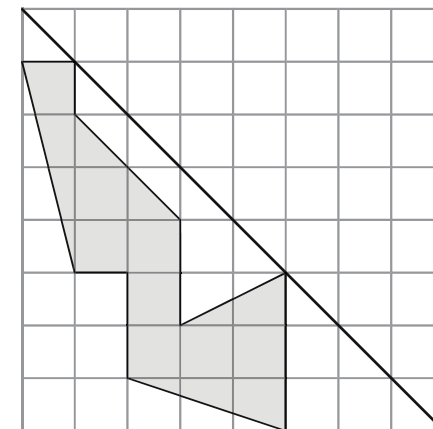
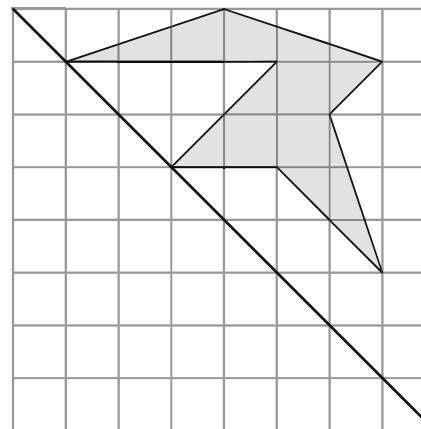


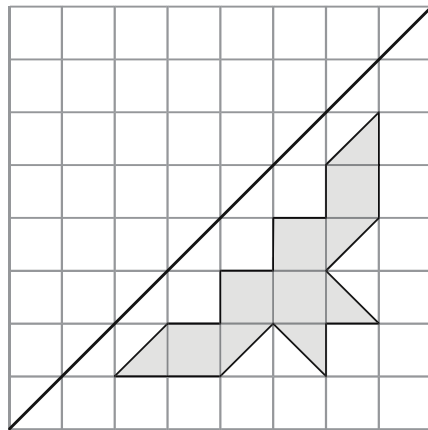
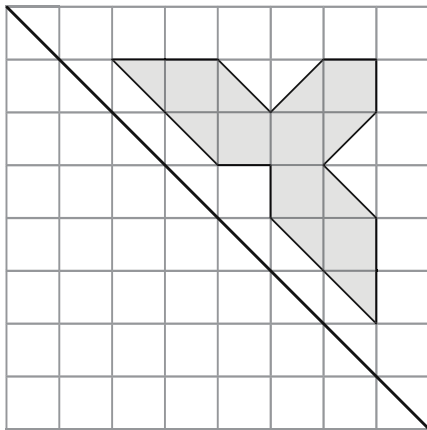
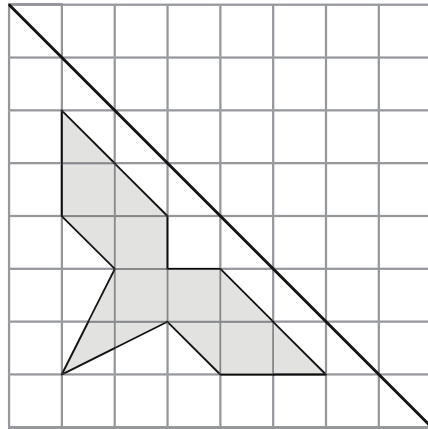
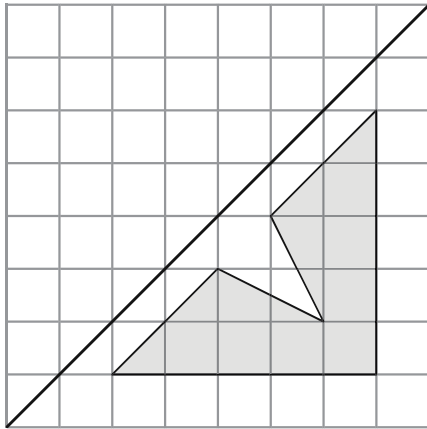
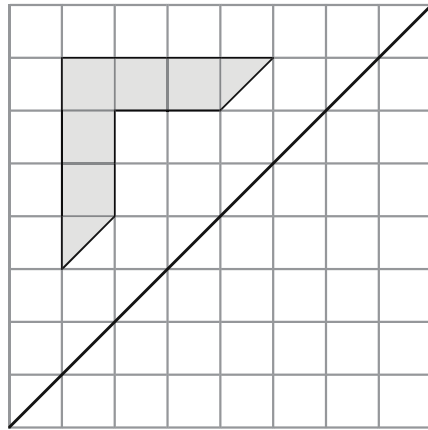
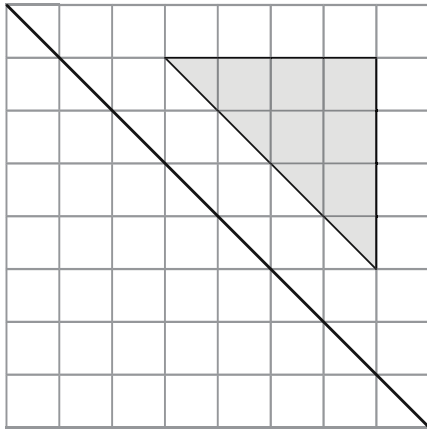
\_\_\_\_\_

8.



\_\_\_\_\_





## Sorting Quadrilaterals

Shape	Name	Properties
. . . . . . . . . . . . . . . .	<b>Rectangle</b>	Angles: Sides: Symmetrical?
. . . . . . . . . . . . . . . .	<b>Square</b>	Angles: Sides: Symmetrical?
. . . . . . . . . . . . . . . .	<b>Rhombus</b>	Angles: Sides: Symmetrical?
. . . . . . . . . . . . . . . .	<b>Parallelogram</b>	Angles: Sides: Symmetrical?
. . . . . . . . . . . . . . . .	<b>Trapezium</b>	Angles: Sides: Symmetrical?
. . . . . . . . . . . . . . . .	<b>Kite</b>	Angles: Sides: Symmetrical?

# Ordering Angles

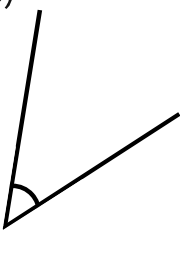
Aim: I can order angles.

Order these angles from smallest to largest. Write them in the right order in the boxes.

1. a)




b)



c)

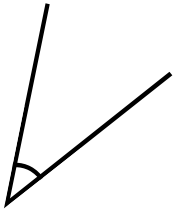


d)

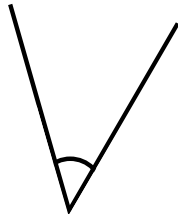


--	--	--	--	--

2. a)



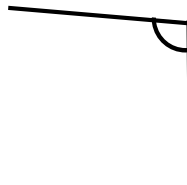
b)



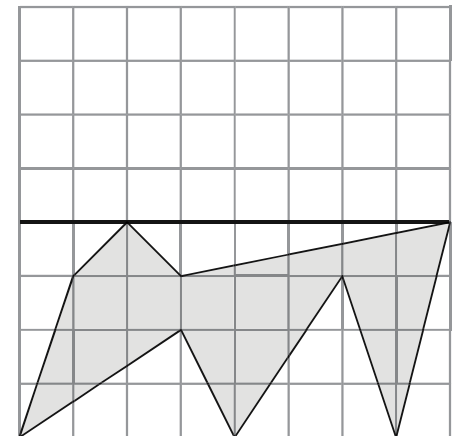
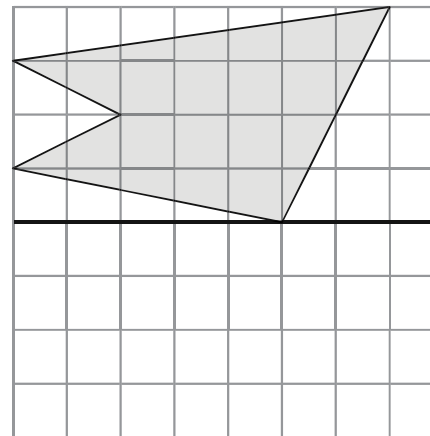
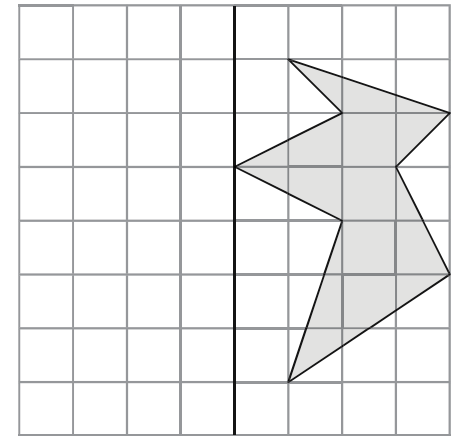
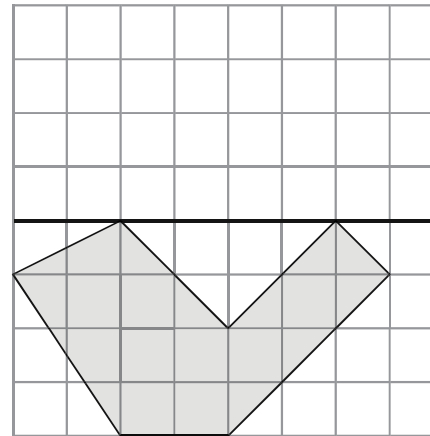
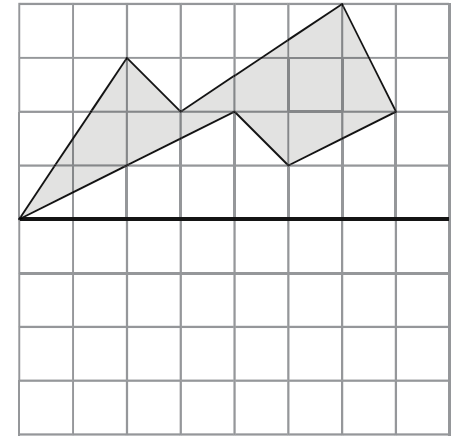
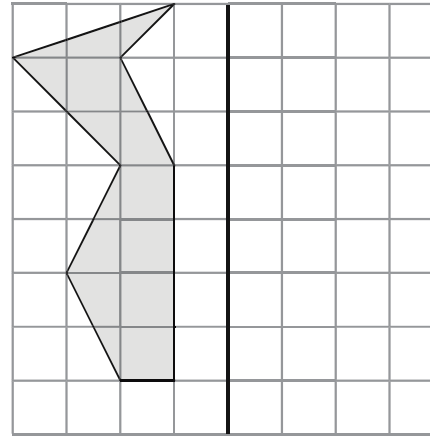
c)



d)



--	--	--	--

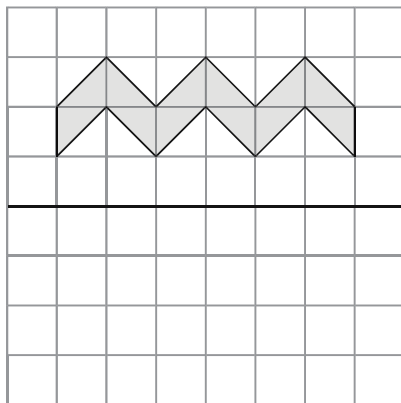
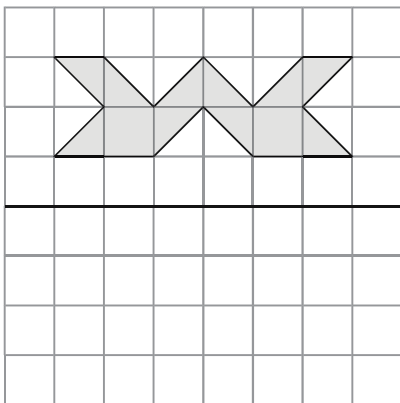
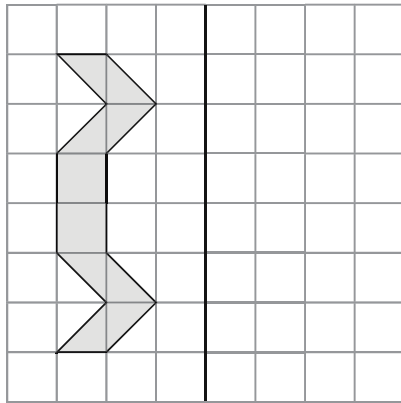
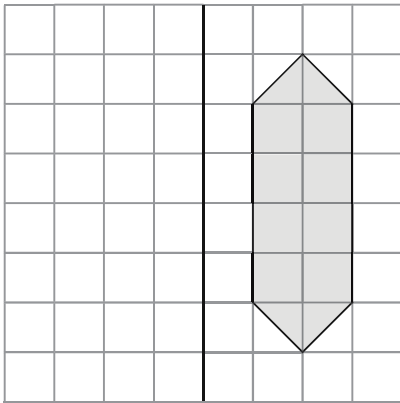


# Simple Reflection Figures

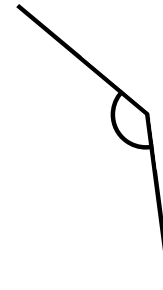
Aim: I can draw a reflection in a mirror line.

Draw the reflection of each figure using the mirror line.

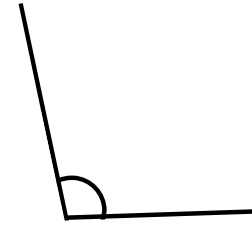
Remember to turn your paper so the mirror line is vertical. (It can be helpful to hold the paper up in front of your eyes to check the reflection.)



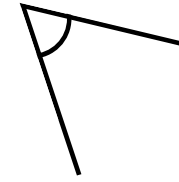
3. a)



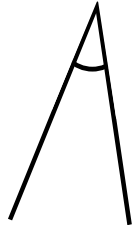
b)



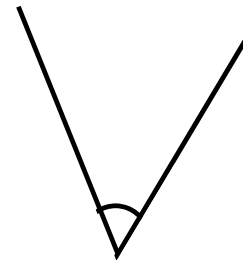
c)



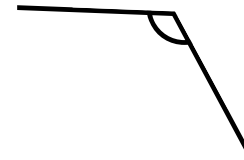
d)



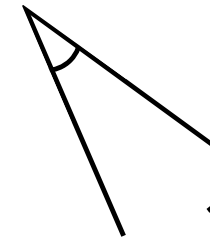
4. a)




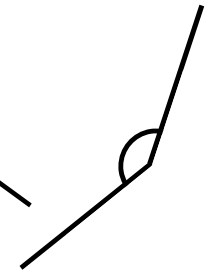
b)



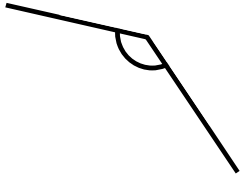
c)



d)




5. a)



b)



c)

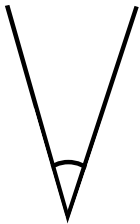


d)



--	--	--	--

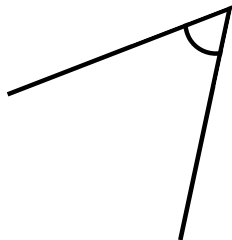
6. a)



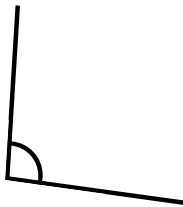
b)



c)




d)



--	--	--	--

## Planet Symmetry

The sky above Planet Symmetry rains geometric shapes. Draw the lines of symmetry on each shape and count them up. Write the total number in the window of the space rocket. Then, check your answer – have you made a successful take off?



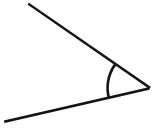
Exact answer = Congratulations on a perfect take off!  
1 – 3 lines out = You have just enough power to escape orbit.  
4+ lines out = Launch fails. Remain on Planet Symmetry for more research.





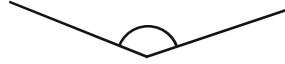
Write the type of angle.

1.



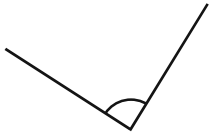
\_\_\_\_\_

2.



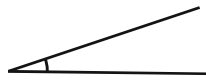
\_\_\_\_\_

3.



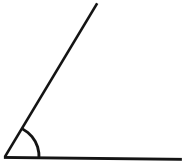
\_\_\_\_\_

4.



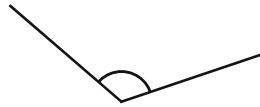
\_\_\_\_\_

5.



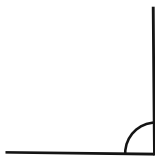
\_\_\_\_\_

6.



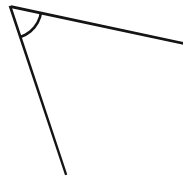
\_\_\_\_\_

7.



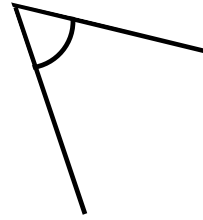
\_\_\_\_\_

8.

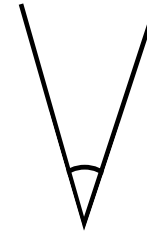


\_\_\_\_\_

7. a)



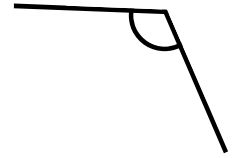
b)



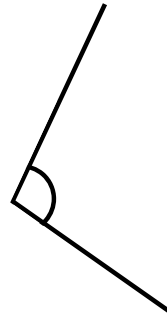
c)




d)



8. a)




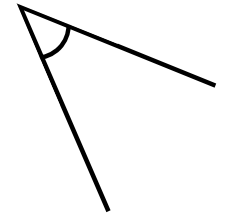
b)



c)

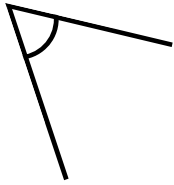


d)




# Types of Angles

9. a)



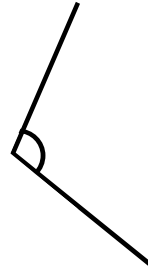
b)



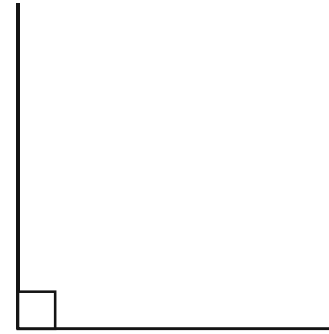
c)



d)

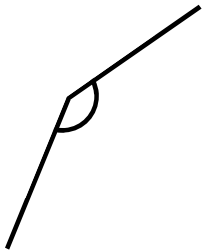


Look at these different angles:



Right Angle - a square  $90^\circ$ .

10. a)



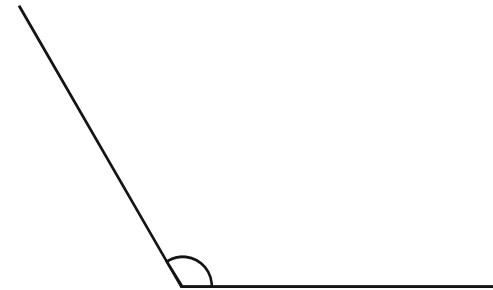
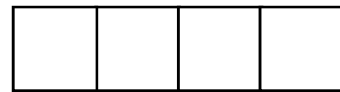
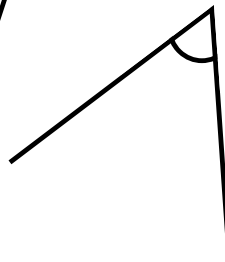
b)



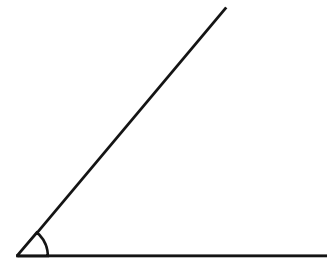
c)



d)



Obtuse Angle - is greater than a right angle.



Acute Angle - is smaller than a right angle.